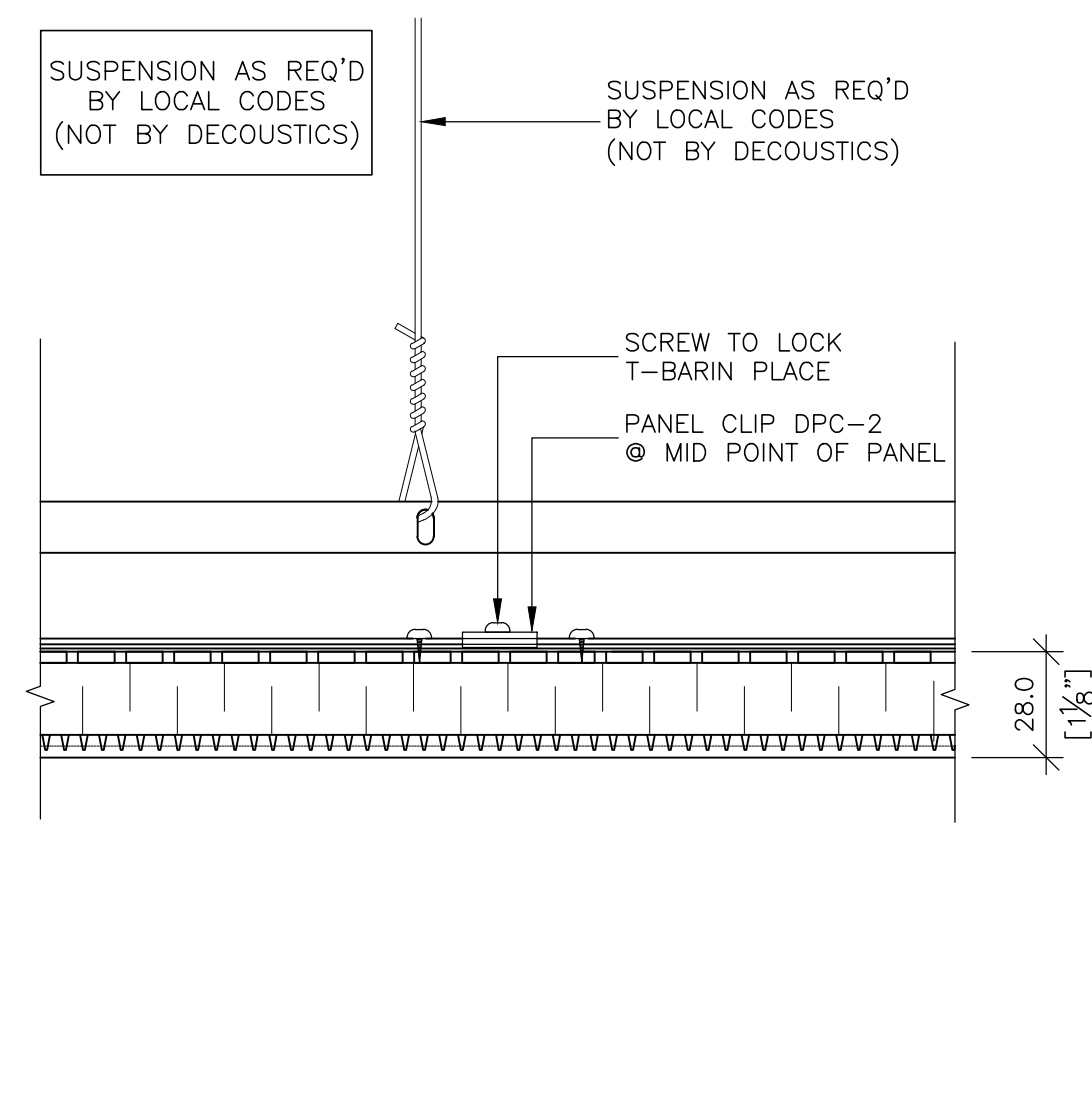
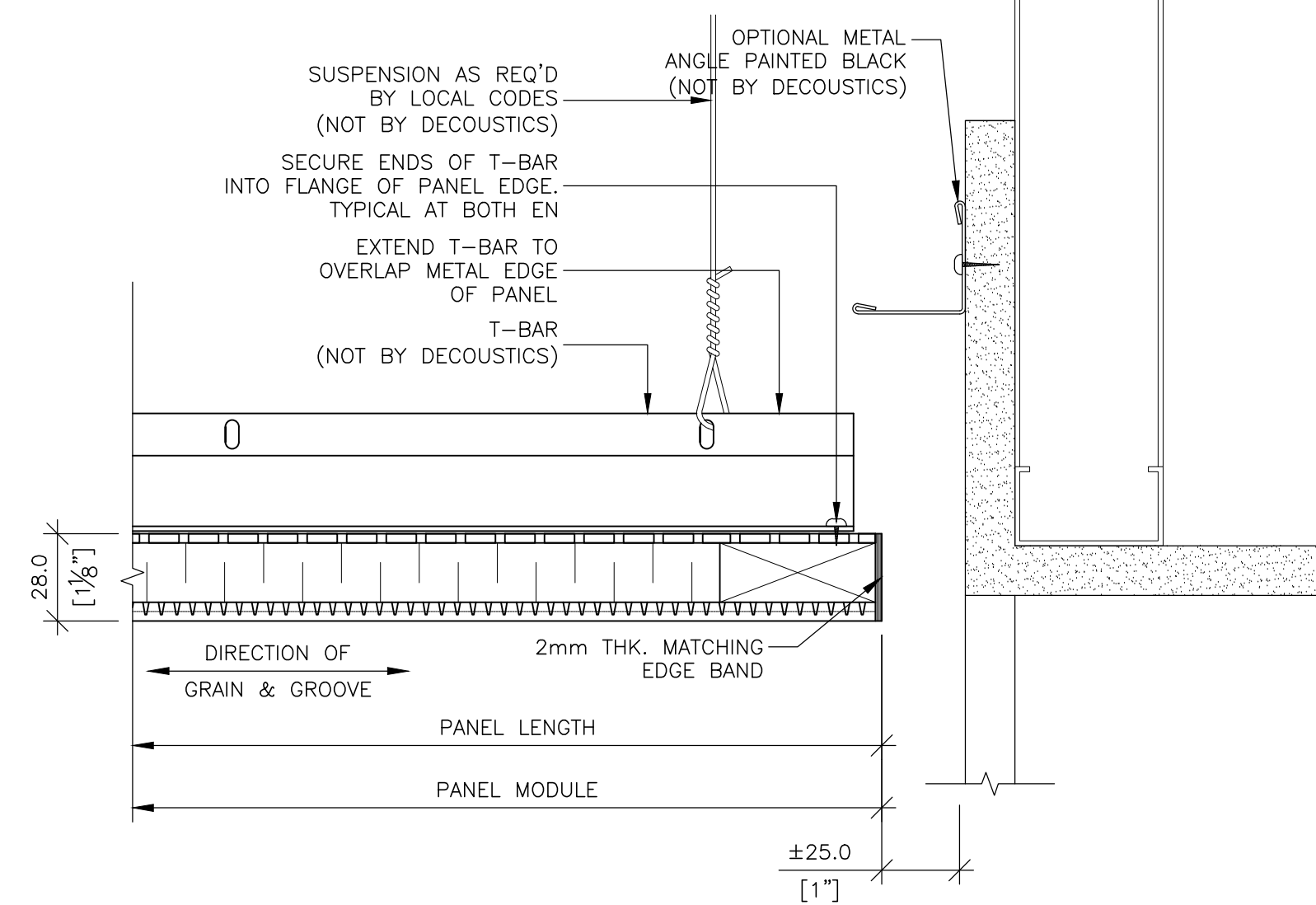


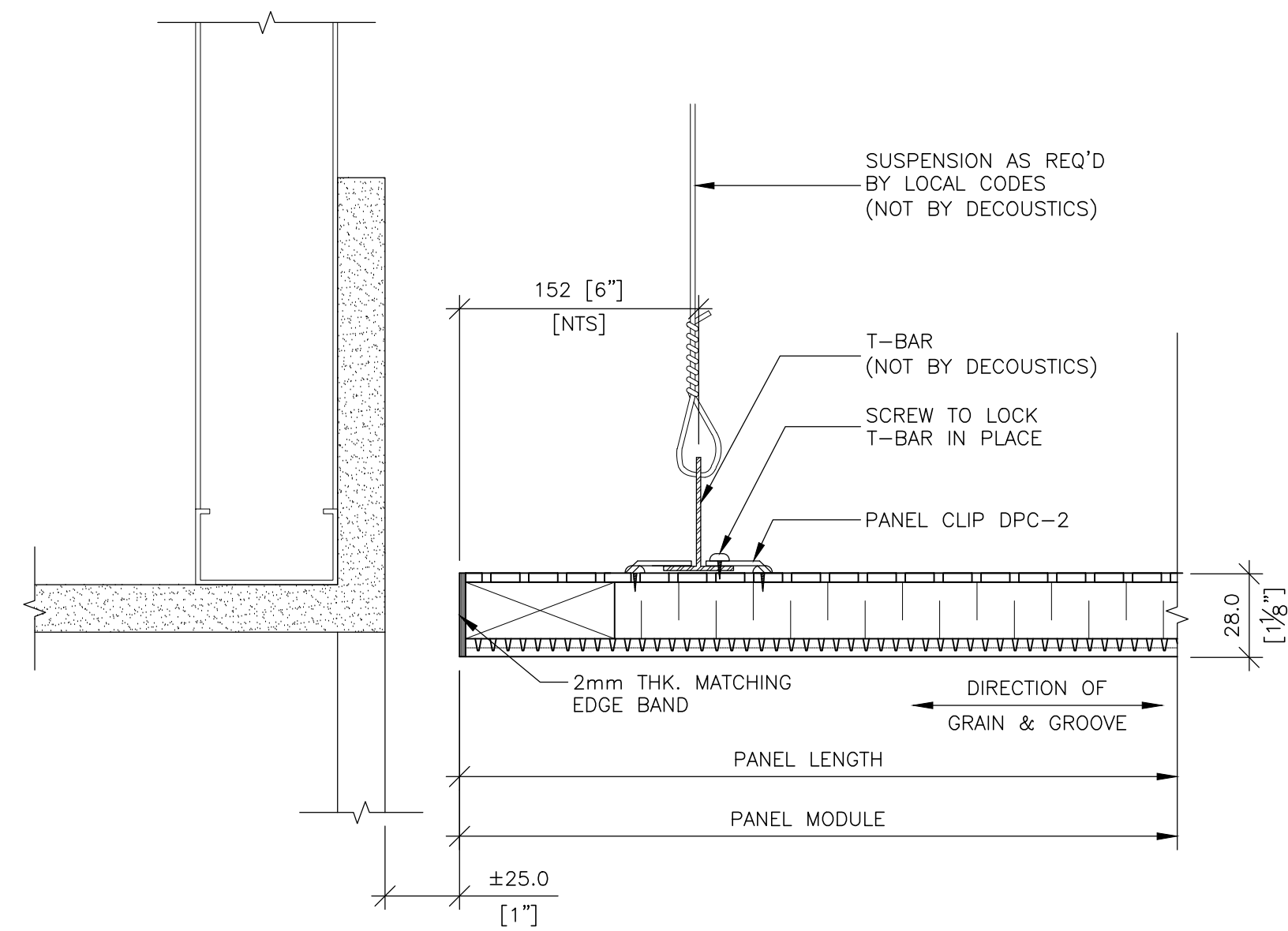
1 END DETAIL
D1 SCALE: 1:2



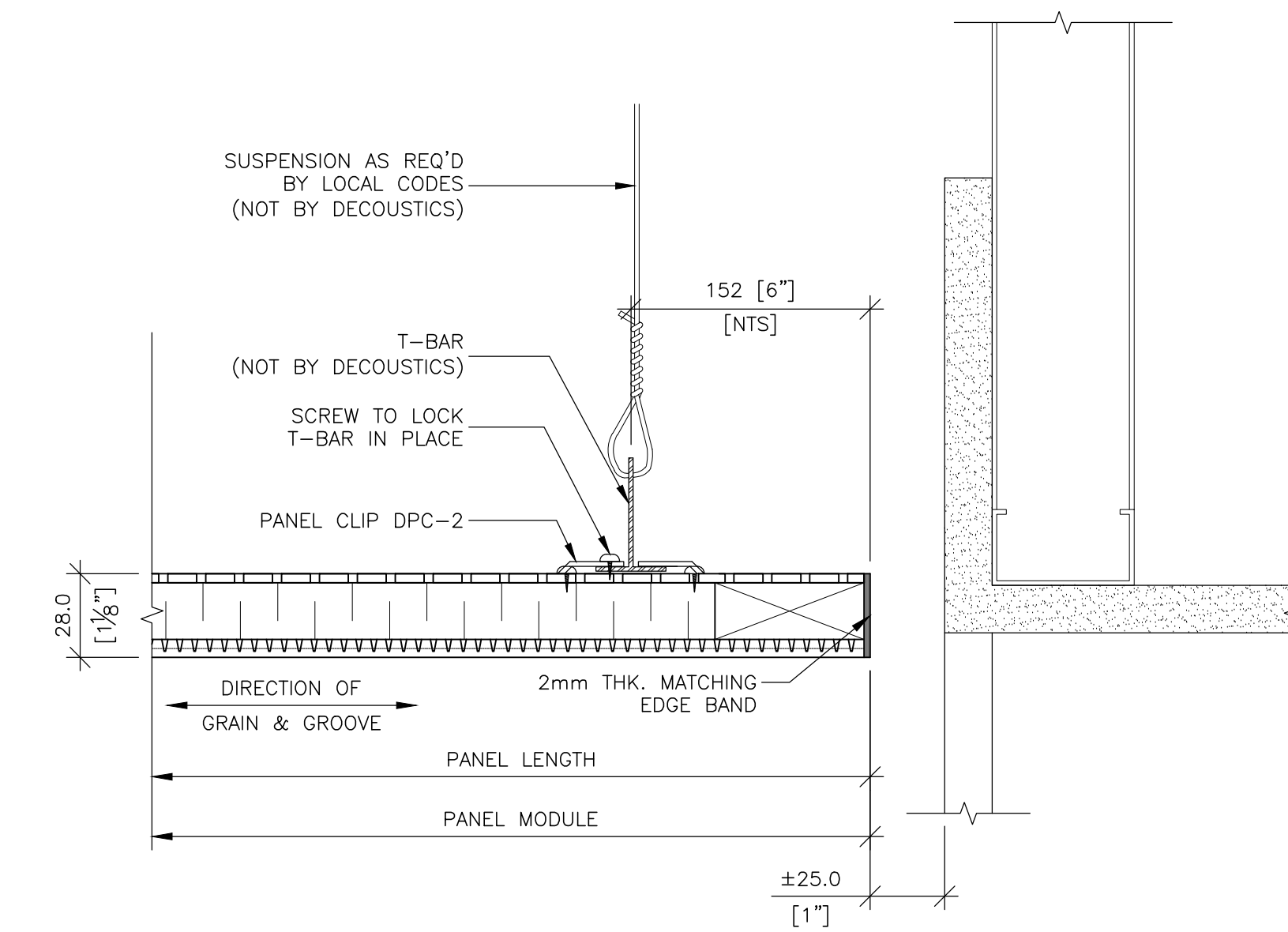
2 CENTER DETAIL
D1 SCALE: 1:2



3 END DETAIL
D1 SCALE: 1:2



4 END DETAIL
D1 SCALE: 1:2



5 END DETAIL
D1 SCALE: 1:2

GENERAL NOTES:

- (*) PLEASE SUPPLY FIELD DIMENSIONS TO THE NEAREST 2mm. DECOUSTICS WILL CALCULATE PANEL SIZES.
- PLEASE VERIFY AND CONFIRM ALL DIMENSIONS, MOUNTING METHODS, AND DETAILS.
- ALL PANEL PENETRATIONS FOR LIGHT FIXTURES, ELECTRICAL OUTLETS, ETC. TO BE FIELD CUT BY OTHERS. (NOT BY DECOUSTICS)
- ALL GRILLES, DIFFUSERS, LIGHTS ETC. TO BE SUPPORTED INDEPENDENTLY OF ACOUSTIC PANELS.
- PANELS MUST BE INSTALLED FLAT & LEVEL TO +/- 2mm OVER 2450mm IT MAY BE NECESSARY TO SHIM HARDWARE AS REQUIRED.
- THE FINISHES USED ON DECOUSTICS PANELS ARE DIRECTIONAL. THE BACK OF EACH PANEL WILL BE MARKED TO SHOW THE CORRECT ORIENTATION FOR INSTALLATION.
- DO NOT BUTT PANELS NEXT TO EACH OTHER DURING INSTALLATION. ALLOW 2mm BETWEEN PANELS TO ALLOW FOR PROPER ALIGNMENT.
- FOR ADDITIONAL PANEL INSTALLATION DETAILS, SEE DATA SHEETS.

PANEL

	PANEL TYPE:	QPP-19 TYPE 5, 28mm [1-1/8\"] THICK FLAT CEILING PANELS
	MOUNTING:	SUSPENDED REVEAL MOUNT
	EDGE DETAIL:	TBD
	VENEER TYPE:	TBD
	FINISH:	TBD

QUADRILLO - SUSPENDED REVEAL

0	REVISION	27 MAY 2020
REV.	PURPOSE	DATE

THIS DRAWING IS THE SOLE PROPERTY OF DECOUSTICS LIMITED AND CONTAINS CONFIDENTIAL INFORMATION AND IS TO BE USED ONLY UNDER EXPRESS AUTHORITY GIVEN, IN WRITING, BY DECOUSTICS LIMITED.

decoustics SAINT-GOBAIN
 61 Royal Group Crescent, Woodbridge, Ontario L4H 1X9 Canada
 Toll Free: 800-387-3809
 Main: 905-652-5200
 Fax: 905-652-2505

DRAWING	DRAWN BY	DWG. NO.
	JL	
DRAWING TITLE	CHECKED BY	D1
ARCHITECT	SP	
ARCHITECT	PROJECT #	#####
		1 OF X